

STEP 6 - CHECKING STATUS OF UPLOADED FILE

User profile : Trader (Importer/Exporter)

ADMIN > WAREHOUSE > TRADE FACILITATION > RESOURCE PLANNING > ENFORCEMENT > REGISTRATION > LEGAL AFFAIRS > RE

Document Type	File Name	Uploaded Date and Time	Name Of Organization	Status	Response Message
DECLARATIONS	S2_Import With Permit_No Exemption.xml	14-02-2018 17:26:20	CYRUS ENGINEERING (M) SDN. BHD.	In Progress	View Response

Login Id : tpcustoms07@gmail.com
User profile : Trader (Importer/Exporter)

WAREHOUSE > TRADE FACILITATION > RESOURCE PLANNING > ENFORCEMENT > REGISTRATION > LEGAL AFFAIRS > RE

Document Type	File Name	Uploaded Date and Time	Name Of Organization	Status	Response Message
RATIONS	S2_Import With Permit_No Exemption.xml	14-02-2018 17:25:10	CYRUS ENGINEERING (M) SDN. BHD.	Processed	View Response
RATIONS	S2_Import With Permit_No Exemption.xml	14-02-2018 17:25:10	CYRUS ENGINEERING (M) SDN. BHD.	Process Failed	View Response
RATIONS	S2_Import With Permit_No Exemption.xml	14-02-2018 16:46:42	CYRUS ENGINEERING (M) SDN. BHD.	Process Failed	View Response
RATIONS	S2_Import With Permit_No Exemption.xml	14-02-2018 16:42:32	CYRUS ENGINEERING (M) SDN. BHD.	Process Failed	View Response

Page 1 Of 1 Total 4 Item(s) Items per list 10

The uploaded XML file will automatically be on the XML upload list with status "In Progress".

6

The status will be changed to either "Processed / "Process Failed". To view the details of the status click on the "View Response" link.



STEP 7 - CONFIRMATION OF FILE UPLOADED

To ensure the XML file has been uploaded, click on

Trade Facilitation
↓
Import/Export/Transit
↓
Customs Declaration

7

Show successful uploaded XML file.

Malaysian Customs Department

ADMIN > WAREHOUSE > TRADE FACILITATION > RESOURCE PLANNING > REGISTRATION > LEGAL AFFAIRS > RE

No.	Reference No.	Document Type	Import/Export/Transit	Customs Declaration	Organization
1	1402201817260986	DECLARATIONS	S2_Import	Declaration Cancellation	CYRUS ENGINEERING (M) SDN. BHD.
2	1402201817250985	DECLARATIONS	S2_Import	Declaration Cancellation	CYRUS ENGINEERING (M) SDN. BHD.
3	1402201816460984	DECLARATIONS	S2_Import	Declaration Cancellation	CYRUS ENGINEERING (M) SDN. BHD.
4	1402201816420983	DECLARATIONS	S2_Import With Permit_No Exemption.xml	Declaration Cancellation	CYRUS ENGINEERING (M) SDN. BHD.

uCustoms

DECLARATION LIST

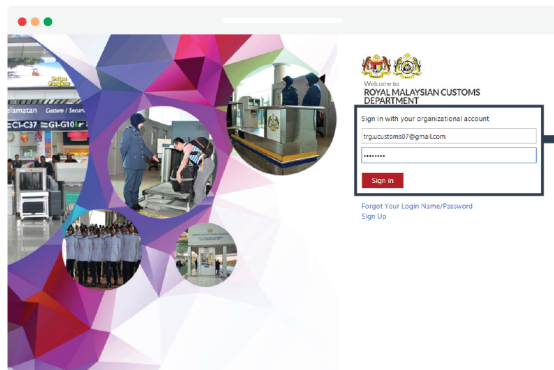
Declaration No.	Declaration Number	Tracking No.	Declaration Type	Date	Submitted Date	Company / Company	Status	New Status	View / Edit
DEC-THP-BLS-03-2018-00009	160200000004	IMPORT BILL	14-02-2018			CYRUS ENGINEERING (M) SDN. BHD.	Draft Created		View

Page 1 Of 1 Total 1 Item(s) Items per list 10

ROYAL MALAYSIAN CUSTOMS DEPARTMENT

XML UPLOAD FOR TRADERS

STEP 1 - LOGIN AS TRADER



Login using a valid User ID and Password for trader.

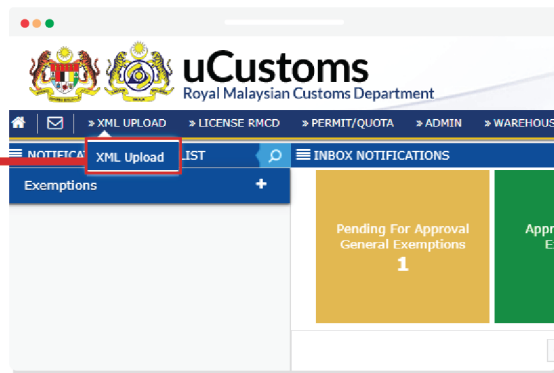
E.g.
User ID: trg.ucustoms07@gmail.com
Password: p@ssw0rd

1

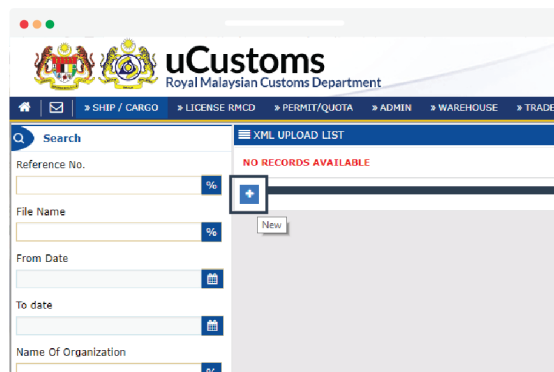
STEP 2 - MENU SHIP / CARGO

Click on submenu link
"XML Upload" to upload XML file

2



STEP 3 - ADD NEW FILE



Click on the "+" button to add new record to the XML Upload List.

3

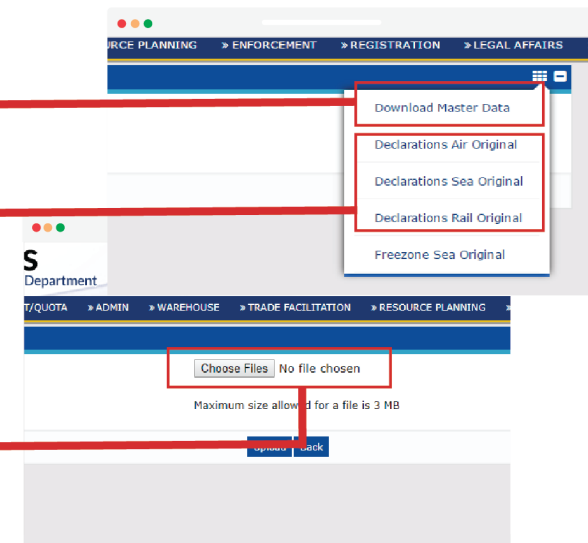
STEP 4 - DOWNLOAD MASTER DATA AND XML FILE

4

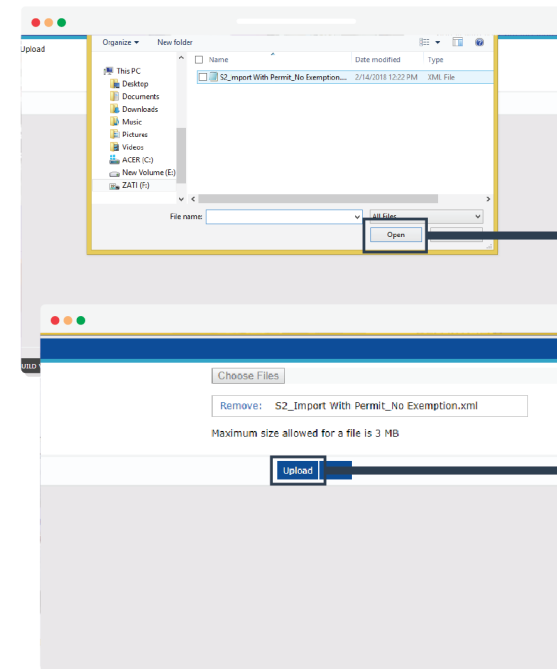
Go to the "Link Repository" and click on the "Download Master Data" to get the code available.

The XML file can be downloaded from these 3 links. In order to complete the XML file, may refer to the code in Master Data downloaded above.

Click Choose File Button to choose XML file to be uploaded.



STEP 5 - BROWSING FILE LOCATION TO BE UPLOADED



Find the XML file and click Open button.

5

Click "Upload" button to upload the selected XML file.